

JPMorgan Funds - Emerging Markets Debt Fund

Class: JPM Emerging Markets Debt A (acc) - EUR (hedged)

Synthetic risk and reward indicator Based on share class volatility for the past 5 years. See Key Investor Information Document (KIID) for details.

1	2	3	4	5	6	7
Lower risk/ reward Not risk-free				Higher risk/ potential reward		

Fund overview

ISIN LU0210532528 Bloomberg JPMAAU LX Reuters LU0210532528.LUF

Investment objective: To achieve a return in excess of the bond markets of emerging countries by investing primarily in emerging market debt securities, including corporate securities and securities issued in local currencies, using derivatives where appropriate.

Investment approach

- Uses a globally integrated research driven investment process that focuses on analysing fundamental, quantitative and technical factors across countries, sectors and issuers.
- Combines top-down decision making - including country and sector allocation - with bottom-up security selection.

Fund manager(s) Pierre-Yves Bateau Emil Babayev	Fund assets USD 2582.0m NAV EUR 14.62	Domicile Luxembourg Entry/exit charges Entry charge (max) 3.00% Exit charge (max) 0.50% Ongoing charge 1.42%
Investment specialist(s) Zsolt Papp	Fund launch 14 Mar 1997	
Fund reference currency USD	Class launch 31 Mar 2005	
Share class currency EUR		

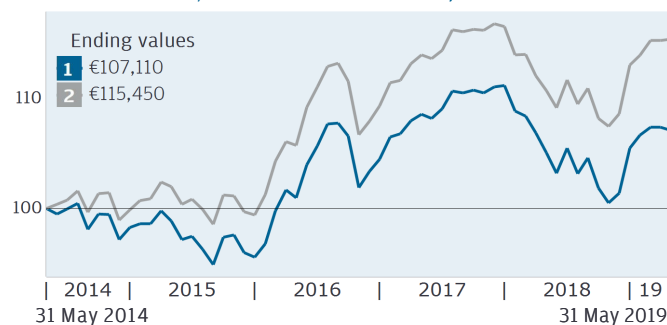
Fund ratings As at 31 May 2019

Morningstar Category™ Global Emerging Markets Bond - EUR Biased

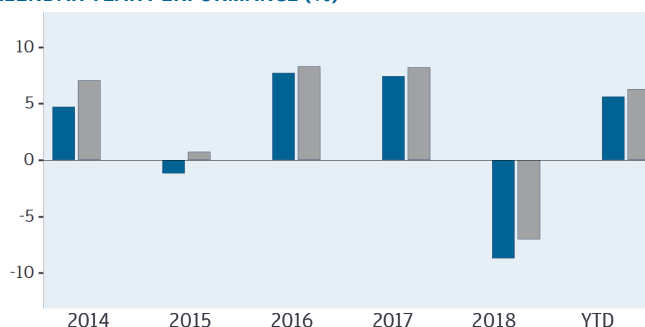
Performance

- 1** Class: JPM Emerging Markets Debt A (acc) - EUR (hedged)
2 Benchmark: J.P. Morgan Emerging Market Bond Index Global Diversified (Total Return Gross) Hedged to EUR

GROWTH OF EUR 100,000 (in thousands) Calendar years



CALENDAR YEAR PERFORMANCE (%)



	2014	2015	2016	2017	2018	YTD
1	4.74	-1.21	7.71	7.44	-8.71	5.64
2	7.09	0.74	8.32	8.21	-7.04	6.31

RETURN (%)

	1 month	3 months	1 year	ANNUALISED		
				3 years	5 years	10 years
1	-0.27	0.41	1.95	1.99	1.38	5.85
2	0.13	1.32	4.25	2.97	2.92	6.42

PORTFOLIO ANALYSIS

Measurement	3 years	5 years
Correlation	0.99	0.99
Alpha (%)	-0.95	-1.49
Beta	1.00	1.00
Annualised volatility (%)	5.73	5.44
Sharpe ratio	0.44	0.33
Tracking error (%)	0.85	0.91
Information ratio	-1.12	-1.65

PERFORMANCE DISCLOSURES

Past performance is not a guide to current and future performance. The value of your investments and any income from them may fall as well as rise and you may not get back the full amount you invested.

Source: J.P. Morgan Asset Management. Share class performance is shown based on the NAV (net asset value) of the share class with income (gross) reinvested including actual ongoing charges excluding any entry and exit fees. Indices do not include fees or operating expenses and you cannot invest in them.


The benchmark is for comparative purposes only unless specifically referenced in the Sub-Funds' Investment Objective and Policy.

See the material risks, general disclosures and definitions on pages 2 & 3.

Holdings

TOP 10	Coupon rate	Maturity date	% of assets
Government of Croatia (Croatia)	6.000	26/01/24	1.7
Government of Hungary (Hungary)	5.375	25/03/24	1.5
Government of Russia (Russia)	5.875	16/09/43	1.4
Republic of Ecuador (Ecuador)	7.875	23/01/28	1.4
Government of Uruguay (Uruguay)	4.975	20/04/55	1.2
Government of Colombia (Colombia)	5.000	15/06/45	1.2
Government of Pakistan (Pakistan)	6.875	05/12/27	1.2
Government of Azerbaijan (Azerbaijan)	6.950	18/03/30	1.2
Government of Ukraine (Ukraine)	7.375	25/09/32	1.1
Government of Chile (Chile)	4.375	05/02/49	1.1

BOND QUALITY BREAKDOWN (%)



VALUE AT RISK (VaR)	Fund	Benchmark
VaR	2.51%	2.53%

VaR is a means of measuring the potential loss to a Sub-Fund due to market risk and is expressed as the maximum potential loss at a 99% confidence level over a one month time horizon. The holding period for the purpose of calculating global exposure is one month.

REGIONS (%)

Region	Percentage	Compared to benchmark
Mexico	4.8	+0.1
Dominican Republic	4.1	+1.7
Brazil	4.0	+0.9
Colombia	3.9	+1.1
Peru	3.5	+0.7
Indonesia	3.4	-0.8
Ecuador	3.2	+0.7
South Africa	3.1	+0.5
Russia	2.9	-0.4
Ukraine	2.8	+0.4
Nigeria	2.8	+0.9
Others	61.5	-5.8

SECTORS (%)

Sector	Percentage	Compared to benchmark
Sovereign	72.1	-7.3
Quasi - Sovereigns	21.5	+0.9
Corp	2.3	+2.3
Local	1.8	+1.8
Quasi - Corporates	1.2	+1.2
Cash	1.1	+1.1

Key risks

The Sub-Fund is subject to **Investment risks** and **Other associated risks** from the techniques and securities it uses to seek to achieve its objective. The table on the right explains how these risks relate to each other and the **Outcomes to the Shareholder** that could affect an investment in the Sub-Fund.

Investors should also read [Risk Descriptions](#) in the Prospectus for a full description of each risk.

Investment risks *Risks from the Sub-Fund's techniques and securities*

Techniques

Derivatives
Hedging

Securities

Contingent convertible bonds
Debt securities
- Government debt
- Investment grade debt

- Below investment grade debt
- Unrated debt
Emerging markets

Other associated risks *Further risks the Sub-Fund is exposed to from its use of the techniques and securities above*

Credit Interest rate Currency Market Liquidity

Outcomes to the Shareholder *Potential impact of the risks above*

Loss
Shareholders could lose some or all of their money.

Volatility
Shares of the Sub-Fund will fluctuate in value.

Failure to meet the Sub-Fund's objective.

GENERAL DISCLOSURES

Before investing, obtain and review the current prospectus, Key Investor Information Document (KIID) and any applicable local offering document. These documents, as well as the annual and semi-annual reports and the articles of incorporation, are available free from your financial adviser, your J.P. Morgan Asset Management regional contact, the fund's issuer (see below) or at www.jpmm.lu.

This material should not be considered as advice or an investment recommendation. Fund holdings and performance are likely to have changed since the report date. No provider of information presented here, including index and ratings information, is liable for damages or losses of any type arising from use of their information. No warranty of accuracy is given and no liability in respect of any error or omission is accepted.

To the extent permitted by applicable law, we may record telephone calls and monitor electronic communications to comply with our legal and regulatory obligations and internal policies. Personal data will be collected, stored and processed by J.P. Morgan Asset Management in accordance with our EMEA Privacy Policy www.jpmm.com/emea-privacy-policy
For additional information on the sub-fund's target market please refer to the

Prospectus.

As at 14/12/18 JPM Emerging Markets Bond Fund was merged into this Sub-Fund.

On 04/07/11 the base currency of the Sub-Fund was changed from Euro (EUR) to US Dollars (USD).

Maturity Date refers to the maturity/reset date of the security. For those securities whose reference coupon rate is adjusted at least every 397 days, the date of the next coupon rate adjustment is shown.

Positions are for cash assets only.

Prior to 04/07/11 the benchmark was J.P. Morgan Emerging Markets Bond Index Global Diversified, hedged into EUR (Total Return Gross). Prior to 01/08/10 the benchmark was J.P. Morgan Emerging Markets Bond Index Plus, hedged into EUR (Total Return Gross).

The yield displayed is in the base currency of the Sub-Fund. Actual share class yields may differ from the displayed yield due to currency effects.

INFORMATION SOURCES

Fund information, including performance calculations and other data, is provided by J.P. Morgan Asset Management (the marketing name for the asset management businesses of JPMorgan Chase & Co. and its affiliates worldwide).

All data is as at the document date unless indicated otherwise.

© 2019 Morningstar. All Rights Reserved. The information contained herein: (1) is proprietary to Morningstar; (2) may not be copied or distributed; and (3) is not warranted to be accurate, complete or timely. Neither Morningstar nor its content providers are responsible for any damages or losses arising from any use of this information.

Benchmark Source: Information has been obtained from sources believed to be reliable but J.P. Morgan does not warrant its completeness or accuracy. The Index is used with permission. The Index may not be copied, used, or distributed without J.P. Morgan's prior written approval. Copyright 2019, J.P. Morgan Chase & Co. All rights reserved.

ISSUER

JPMorgan Asset Management (Europe) S.à r.l., 6, route de Trèves, L-2633 Senningerberg, Luxembourg. B27900, corporate capital EUR 10.000.000.

DEFINITIONS

Correlation measures the relationship between the movement of the fund

and its benchmark. A correlation of 1.00 indicates that the fund perfectly matched its benchmark.

Alpha (%) a measure of excess return generated by a manager compared to the benchmark. An alpha of 1.00 indicates that a fund has outperformed its benchmark by 1%.

Beta a measure of a fund's sensitivity to market movements (as represented by the fund's benchmark). A beta of 1.10 suggests the fund could perform 10% better than the benchmark in up markets and 10% worse in down markets, assuming all other factors remain constant.

Annualised volatility (%) an absolute measure of volatility and measures the extent to which returns vary up and down over a given period. High volatility means that the returns have been more variable over time. The measure is expressed as an annualised value.

Sharpe ratio measures the performance of an investment adjusting for the amount of risk taken (compared a risk-free investment). The higher the Sharpe ratio the better the returns compared to the risk taken.

Tracking error (%) measures how much a fund's returns deviate from those of the benchmark. The lower the number the closer the fund's historic performance has followed its benchmark.

Information ratio (IR) measures if a manager is outperforming or underperforming the benchmark and accounts for the risk taken to achieve the returns. A manager who outperforms a benchmark by 2% p.a. will have a higher IR than a manager with the same outperformance but who takes more risk.